

Paradigm Responsive Control Series



GENERAL INFORMATION

Having the lights on full in an already well-lit area means wasted energy and larger electric bills. Unison Paradigm Light Sensors are the sensible way to solve those problems and lower energy expenditures. The Light Sensors have a neutral look that easily blends into their surroundings. The sensors are ready to go in their standard form, or you can detach the sensor's RemoLux head from the controller, creating a remote sensor. It is perfect for atriums and other spaces with high ceilings. The Light Sensor can also be installed indoors or outdoors.

APPLICATIONS

- Houses of worship
- Education
- Hospitality
- Healthcare facilities
- Office buildings
- Conference rooms
- Meeting rooms
- Retail

FEATURES

- Sensor controller with or without integrated Light Sensor
- RemoLux: The Light Sensor can be mounted within the controller housing or remotely
 - Remote sensors connect using Belden 8471 or two #16 AWG wires
 - A filler plate is provided for use with the controller when remoting the Light Sensor.
- DuaLux: Supports up to two sensors to average light levels in large areas
- Single Light Sensor for indoor, outdoor, and atrium use
- Software configurable to activate or deactivate any Paradigm system function
- LinkConnect: two-wire, topology-free bus for power and communication
- Each sensor counts as one station with up to two light heads
- Available in white and black finish
- Supports daylight harvesting (switched and dimmed)

REGULATORY AND COMPLIANCE

- UL and cUL Listed
- CE Certified
- Compliant with California Title 24 when properly installed and configured

ORDERING INFORMATION

Unison Paradigm Light Sensor

MODEL	DESCRIPTION
P-LS	PARADIGM LIGHT SENSOR WITH CONTROLLER
P-LSC	PARADIGM LIGHT SENSOR CONTROLLER ONLY
P-LSH	PARADIGM LIGHT SENSOR HEAD ONLY

Note: Sensors come standard in pure white (RAL 9010). Add -4 to the end of any model number for black (RAL 9004).

Compatible Control Systems

MODEL	DESCRIPTION
P-ACP	PARADIGM ARCHITECTURAL CONTROL PROCESSOR

Note: A Paradigm Station Power Module (P-SPM) is required.



SPECIFICATIONS**FUNCTIONAL**

- On and Off set-points configured using LightDesigner software
- Programmable control for any circuit, zone, group, or space
- Configurable delay/offset
- Light Sensor can be mounted within the controller housing or remotely; a filler plate is included for remote head applications
- Support for up to two sensors with averaging of light levels
- Light Sensor can be used for indoor, outdoor, and atrium applications

MECHANICAL

- Constructed of injection-molded, ABS plastic in Pure White (RAL 9010) or Black (RAL 9004)
- Electronics assembly and mounting plate included
- Two cantilevered configuration buttons
- No visible means of attachment
- Surface- or backbox-mountable using included mounting plate
 - Supports drywall, plaster, wood, and concrete
 - Mounts to any standard electrical box (supplied by other manufacturers)
 - Mounts to compressed-fiber ceilings using wire-form adapter
- Supports internal or remote mounting of light sensor
 - Remote Light Head mounts to any half-inch or three-quarter knockout
- Remote Heads use conformal-coated circuit boards resistant to corrosion from moisture
 - IP65 rated when used with a weather-tight backbox

ELECTRICAL

- Controller connects via LinkConnect control network utilizing low-voltage Class 2 wiring
 - Topology-free and polarity-independent wiring over Belden 8471 or equivalent and one #14 AWG ESD drain wire
 - Wiring may be bus, loop, home-run, or any combination of these
- Light Sensors, when remoted, connect using two #16 AWG wires up to 1,000 ft (304 m) away from controller

ENVIRONMENTAL

- Sensor Head ambient room temperature: -25 to 65°C / -13 to 149°F
- Sensor Controller ambient room temperature: 0 to 65°C / 32 to 149°F
- Ambient humidity: Maximum 90% non-condensing

PHYSICAL

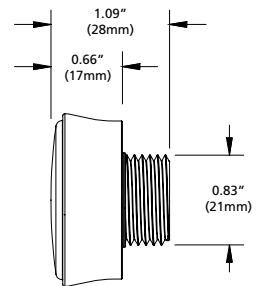
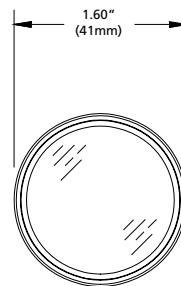
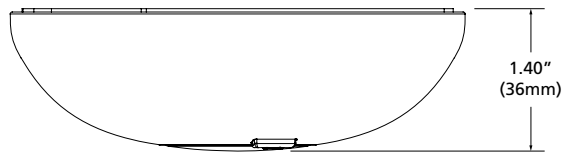
Unison Paradigm Light Sensor Dimensions*

MODEL	DIAMETER		DEPTH	
	in	mm	in	mm
P-LS/ P-LSC	4.50	114	1.40	36
P-LSH	1.60	41	0.66	17

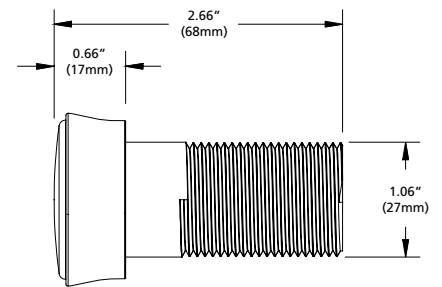
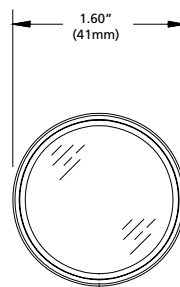
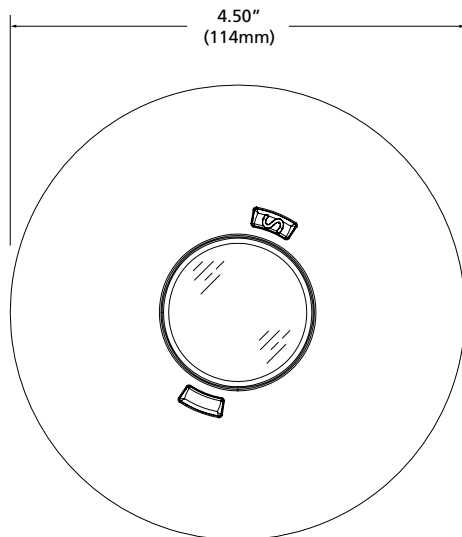
Unison Paradigm Light Sensor Weights*

MODEL	WEIGHT		SHIPPING WEIGHT	
	oz	g	oz	g
P-LS	3	76.5	9	255.1
P-LSC	3	76.5	9	235.3
P-LSH	1	28.3	7	178.6

*Weights and dimensions typical



SHOWN WITHOUT INCLUDED THREADED EXTENDER



SHOWN WITH INCLUDED THREADED EXTENDER



Corporate Headquarters • Middleton, WI USA

Global Offices • London, UK • Rome, IT • Holzkirchen, DE • Paris, FR • Hong Kong • Singapore • New York, NY • Orlando, FL • Los Angeles, CA

Copyright©2019 ETC. All Rights Reserved. All product information and specifications subject to change. Rev E 06/19

Trademark and patent info: etconnect.com/IP

etconnect.com