

# ARIA POB-ARIA 24V

RGBW

NEW product

## [ Main features ]

Stainless steel AISI 304 spotlights series  
**POB version** or 24V version

## [ Optional ]

- Long bracket 130mm
- Filters 17° tilt, 34° tilt, 65°

It can be used to decorate columns, pillars, along walkways, on patios, in steps, to highlight and to landscape details and key elements.

IP 67 rating protection  
Optional IP 68 (only ARIA L5 24V)  
Fixture finishing: steel.  
Optional: marine grade version.



ARIA POB



ARIA 24V

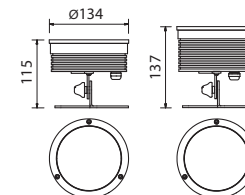


On Board Power Supply

ITEM	FIXTURE	ARIA L5 POB (On Board Power Supply)	ARIA L5 24V (Low Voltage)
LEDs	RGBW	5 (5050-20W-RTBH) - Expected lifetime: 50.000 hours	
Lumen		R 330lm, G 770lm, B 110lm, W 715lm - Maximum lumens: 1815lm	
Optics	38 mm lenses	8°, 15°, 25°, 40°, 60°, 15°x30° PMMA 8N and ultra clear tempered glass - holographic filter 60°, 100°, 8°x60°	
Power supply		Universal 100-277Vac; 47-63Hz	20-48VDC
Power consumption		20W - 0,15A@230V - Inrush current 45A@230V	18W - 0,75A@24VDC
Physical		ØxH: 134x137 mm	ØxH: 134x115 mm
Weight		3,8 Kg	2,5 Kg



optional long bracket



it. 215110: ARIA L5 POB RGBW  
it. 215160: ARIA L5 24V RGBW



**NEW product**

# ARIA POB-ARIA 24V

White Balance and Monochromatic

**[ Main features ]**

Stainless steel AISI 304 spotlights series  
**POB version** or 24V version

**[ Optional ]**

- Long bracket 130mm
- Filters 17° tilt, 34° tilt, 65°

It can be used to decorate columns, pillars, along walkways, on patios, in steps, to highlight and to landscape details and key elements.

IP 67 rating protection - Optional IP 68  
Fixture finishing: steel.  
Optional: marine grade version.



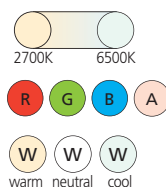
ARIA POB



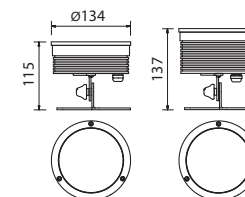
ARIA 24V

**On Board Power Supply**

ITEM	FIXTURE	ARIA WLS POB (On Board Power Supply)	ARIA WLS 24V (Low Voltage)
LEDs (NICHIA NVSW219C)	Monochromatic	10 White - Available 2700K, 4000K, 6500K - On request: red, blue, green or amber LEDs	
	White Balance	n.5 (2700K) + n.5 (6500K)	
Lumen		Monochromatic: 2500lm @6500K - White Balance: 2200lm @6500K	
Optics	(38 mm lenses)	8°, 15°, 25°, 40°, 60°, 15°x30° PMMA 8N and ultra clear tempered glass	
Power supply		100-277Vac; 47-63Hz	20-48VDC
Power consumption		18W - 0,1A@230V	16W - 0,75A@24VDC
Physical		DxH: ø 134x137mm	DxH: ø 134x115 mm
Weight		4,0 Kg	2,7 Kg
Control		NONE (plug-in version) Standard interface: RS-485, optocoupled input - Protocol USITT DMX512, RDM (dimmmable version)	NONE (plug-in version) To be use with its power driver



optional long bracket



- it. 215430: ARIA WLS WB POB  
it. 215460: ARIA WLS 24V WB  
it. 215310: ARIA WLS POB  
it. 215300: ARIA WLS POB (plug-in)  
it. 215360: ARIA WLS 24V  
it. 215300: ARIA WLS 24V (plug-in)



# TERRA POB-TERRA 24V

RGBW

**NEW product**

## [ Main features ]

Stainless steel AISI 304 inground series  
**POB version** or 24V version

## [ Optional ]

- Plastic case
- Filters 17° tilt, 34° tilt, 65°

It can be used to decorate columns, pillars, along walkways, on patios, in steps, to highlight and to landscape details and key elements.

IP 67 rating protection  
Optional IP 68 (TERRA L5 24V)  
Fixture finishing: steel.  
Optional: marine grade version.



TERRA POB

TERRA 24V

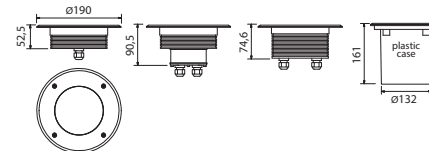


On Board Power Supply

ITEM	FIXTURE	TERRA L5 POB (On Board Power Supply)	TERRA L5 24V (Low Voltage)
LEDs	RGBW	5 (5050-20W-RTBH) - Expected lifetime: 50.000 hours	
Lumen		R 330lm, G 770lm, B 110lm, W 715lm - Maximum lumens: 1815lm	
Optics	38 mm lenses	8°, 15°, 25°, 40°, 60°, 15°x30° PMMA 8N and ultra clear tempered glass - holographic filter 60°, 100°, 8°x60°	
Power supply		Universal 100-277Vac; 47-63Hz	20-48VDC
Power consumption		20W - 0,15A@230V - Inrush current 45A@230V	18W - 0,75A@24VDC
Physical		ØxH: 190x74,6 mm	ØxH: 190x52,5 mm - 190x90,5 mm (with connection box)
Weight		4,0 Kg	2,7 Kg



optional plastic case



it. 210110: TERRA L5 POB RGBW  
it. 210160: TERRA L5 24V RGBW



**NEW product**

# TERRA POB - TERRA 24V

White Balance and Monochromatic

**[ Main features ]**

Stainless steel AISI 304 inground series  
**POB version** or 24V version

**[ Optional ]**

- Plastic case
- Filters 17° tilt, 34° tilt, 65°

It can be used to decorate columns, pillars, along walkways, on patios, in steps, to highlight and to landscape details and key elements.

IP 67 rating protection - Optional IP 68  
 Fixture finishing: steel.  
 Optional: marine grade version.



TERRA POB

TERRA 24V



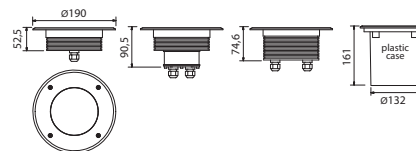
On Board Power Supply

ITEM	FIXTURE	TERRA WLS POB (On Board Power Supply)	TERRA WLS 24V (Low Voltage)
LEDs (NICHIA NVSW219C)	Monochromatic White Balance	10 White - Available 2700K, 4000K, 6500K - On request: red, blue, green or amber LEDs n.5 (2700K) + n.5 (6500K)	
Lumen		Monochromatic: 2500lm @6500K - White Balance: 2200lm @6500K	
Optics	(38 mm lenses)	8°, 15°, 25°, 40°, 60°, 15°x30° PMMA 8N and ultra clear tempered glass	
Power supply		Universal 100-277Vac; 47-63Hz	20-48VDC
Power consumption		18W - 0,1A@230V	16W - 0,75A@24VDC
Physical		DxH: ø 190x74,6mm	ØxH: 190x52,5 mm - 190x90,5 mm (with connection box)
Weight		4,0 Kg	2,7 Kg
		NONE (plug-in version) Standard interface: RS-485, optocoupled input - Protocol USITT DMX512, RDM (dimnable version)	NONE (plug-in version) To be use with its power driver

Studio Due



optional plastic case



- it. 210430: TERRA WLS WB POB
- it. 210460: TERRA WLS 24V WB
- it. 210310: TERRA WLS POB
- it. 210300: TERRA WLS POB (plug-in)
- it. 210360: TERRA WLS 24V
- it. 210600: TERRA WLS 24V (plug-in)

