

**GENERAL INFORMATION**

Hands-on foundational lighting control console with manual 2-scene preset operation, industry-acclaimed ETC Expression software and functionality.

- APPLICATIONS** College  
Middle/ High School  
Community Theatre  
Trade Show  
Small TV Studio  
Church
- FEATURES** Preset style operation  
48 Channels  
1024 DMX outputs  
600 Cues  
500 Groups  
2000 Macros  
10 pages of 24 Submasters  
Two scene preset or preprogrammed operation  
Preset Focus points  
Moving Light features  
LTP (Latest Takes Presidency) Channels  
Spreadsheet Editing  
Ethernet for DMX, Video and other signal distribution  
MIDI, MIDI Show Control and MIDI Time Code interface  
Supports ETCLink Dimmer feedback
- ACCESSORIES** Video Node  
DMX Node  
Remote Focus Unit (RFU)  
Gooseneck Lamps  
Expression Offline  
Expression Offline for Windows  
Express LPC

**ORDERING INFORMATION**

**Express**

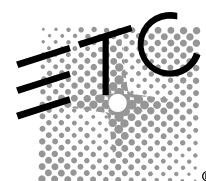
Model#	Description
EXPS 24/48	Express 24/48
LPC/96	Express 96 Channel LPC

**Express Accessories**

Model#	Description
DNODE-RF	DMX Node - rack mount front entry
DNODE-RB	DMX Node - rack mount rear entry
DNODE-W	DMX Node - wallbox mount
VNODE-R	Video Node
RFU	Remote Focus Unit
M218	VGA Color Monitor
M219	LCD Flat Screen Display
4000A4003	Monitor Dust Cover for M218
M715	Littlelite Work Light
M604	Parallel Printer
EOL	Expression Offline

**Other Consoles in Express Family**

Model#	Description
EXPS 125	Express 125
EXPS 250	Express 250
EXPS 48/96	Express 48/96
EXPS 72/144	Express 72/144
LPC/192	Express 192 Channel LPC
LPC/250	Express 250 Channel LPC



## SPECIFICATIONS

### GENERAL

96 channels  
1,024 DMX512 dimmers  
600 cues  
500 groups  
99 focus points  
Effects with up to 100 steps each  
2,000 macros  
24 submasters x 10 pages  
2 timed/manual fader pairs  
Diskette drive  
Single VGA output  
Printer port  
UL, cUL, CE listed

### DISPLAY FUNCTIONS

(Requires VGA monitor)  
Cue List  
Stage  
Blind  
Fader status  
Spreadsheets and Lists  
Cue, Sub, Group and Focus point views  
Patch  
Proportional levels  
32 user-definable profiles  
Dimmer Doubling capability (see Dimmer Doubling data sheet)  
Setup  
Flexichannel (displays only used channels)

### PLAYBACK CONTROLS

Faders  
2 Timed/manual fader pairs with Go, Hold, Rate, Clear, and Back buttons  
Individual last action fade capability for every channel  
Trackpad  
Master slider  
Blackout button  
48 Channel faders  
24 channel two-scene operation  
48 channel single scene operation  
Individual bump buttons  
Submasters  
24 submasters (times 10 pages) with bump buttons and integral LEDs

### OPTIONAL EQUIPMENT

**DMX Node**  
ETCNet 2 device with remote DMX output, RFU  
**Video Node**  
ETCNet 2 device with keyboard, RFU, VGA, Printer ports, Serial  
**Remote Focus Unit**  
Hand held device with a keypad and LCD screen accesses most system functions for local adjustments and show editing  
**Expression Off-Line**  
Available for free download from ETC via [www.etcconnect.com](http://www.etcconnect.com)

Parallel Printer

VGA Monitor

### INTERFACES

DMX512 Outputs (2)  
Ethernet  
ETCLink  
MIDI  
MIDI Show Control  
MIDI Time Code  
Remote Macro/Go  
Remote Trigger  
Remote Focus Unit (RFU)

### CONTROL KEYPAD FEATURES

#### Cue attributes

Cues from .1 to 999.9  
Split up/down fade times  
Wait times  
Follow time  
Link to cue or macro  
Modified rate  
8-part multipart cues  
Selective cue recording

#### Channel Functions

Lists constructed with +, -, Except, And, Thru  
Sneak sets channel to discrete or fader level in default/specified time.  
Only and Except features for group and channel manipulation.

#### Channel Attribute Display

Independent channel capability  
Last Action Channels  
XY Link List

#### Moving Light Functions

Focus point  
16-bit fade resolution  
Pop-up displays  
ML Patch

#### Group Functions

500 groups with labels  
Any cue or submaster may be accessed as a group

#### Submaster Functions

10 pages of 24 submasters with labels, timing and rate attributes  
Bump buttons may be enabled, disabled or solo  
Range editing of submaster attributes in submaster list  
Submasters may be individually changed between pile-on and inhibitive

#### Effect Functions

100 steps each  
Step times  
In/Dwell/Out step times  
High/Low levels  
In/Dwell/Out effect times  
Effects may be recorded as cues and loaded to submasters.  
Range editing of effect step values and attributes  
Live effects recording

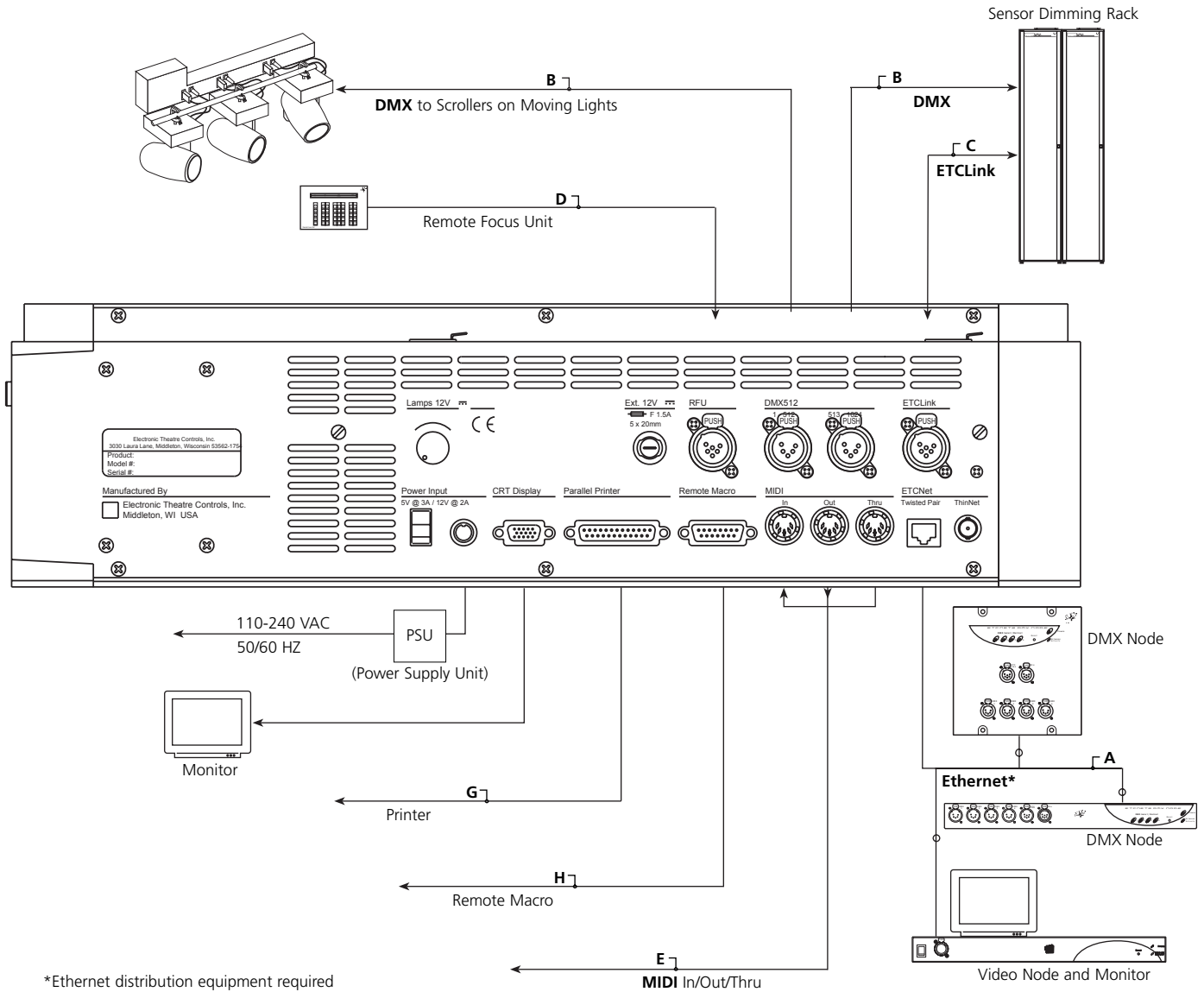
#### Macros

2,000 macros  
Macros may activate any button on the console  
Live Learn mode  
Blind editing

#### Astronomical Time Clock

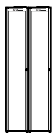



Program up to 500 events  
Play back according, day of week, time of day or in reference to time before/after sunrise or sunset


### CONSOLE CONNECTIONS

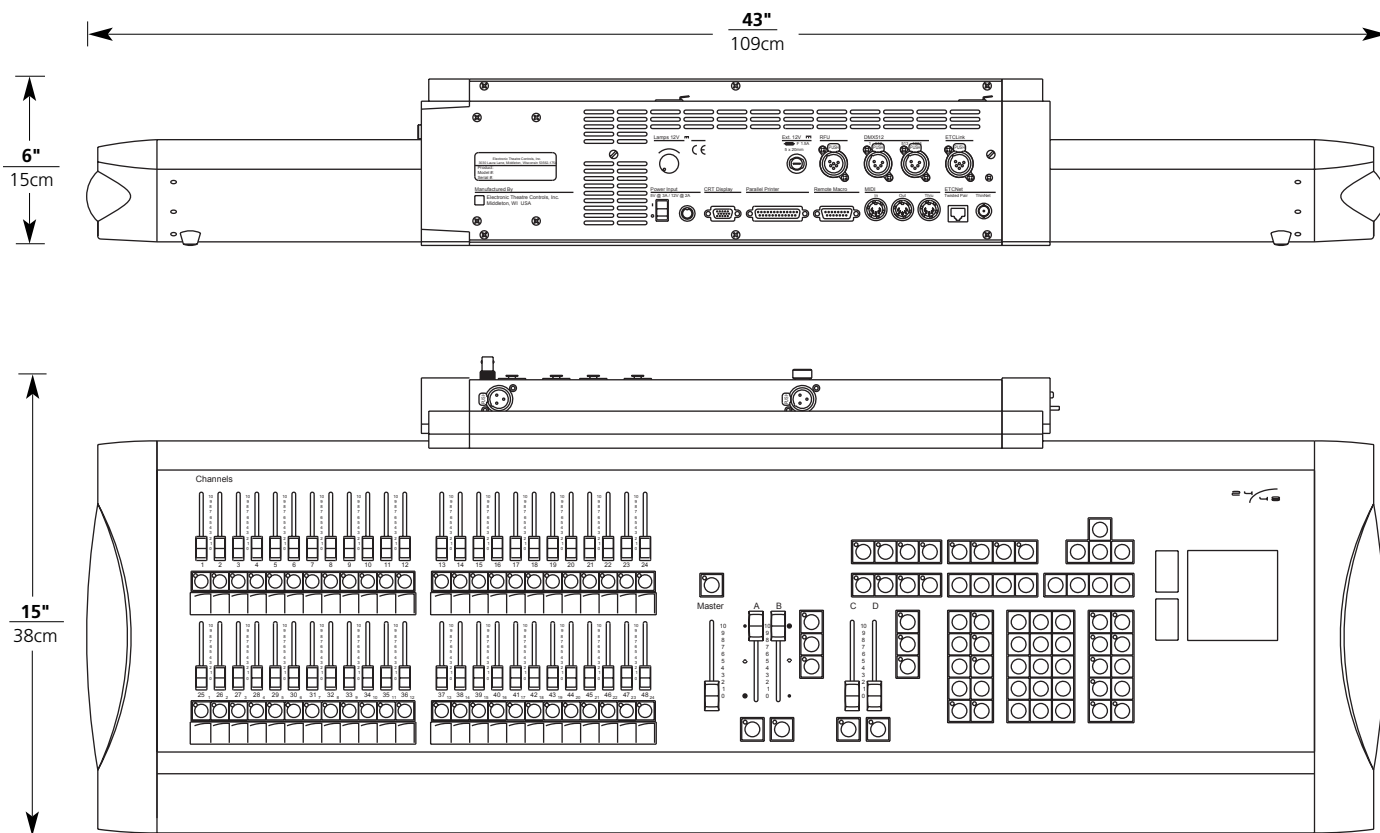


\*Ethernet distribution equipment required

### Wire Types for Express consoles with...

Device	Wire Type	
 Sensor Racks	<b>DMX (XLR5)</b> (1) Belden 9729 <b>ETC Link (XLR6)</b> (1) Belden 9729 (2) #16 AWG Stranded	<b>B</b> <b>C</b>
 Video Node	<b>Category 5 Ethernet (RJ45)</b> (1) Belden 1583A (UTP)	<b>A</b>
 DMX Node rack mount	<b>Category 5 Ethernet (RJ45)</b> (1) Belden 1583A (UTP)	<b>A</b>
 DMX Node wall mount	<b>Category 5 Ethernet (RJ45)</b> (1) Belden 1583A (UTP) (2) #16 AWG Stranded	<b>A</b>

Device	Wire Type	
MIDI	Standard <b>MIDI</b> Cables 5 Pin Din Connector	<b>E</b>
 Remote Focus Unit	<b>RFU (XLR6)</b> (1) Belden 9728 (2) #16 AWG Stranded	<b>D</b>
DMX (In + Out)	<b>DMX (XLR5)</b> Belden 9729	<b>B</b>
Printer - Parallel	Standard Parallel Printer Cable	<b>G</b>
Remote Macro	DB 15 Consult Manual or ETC Technical Services for details	<b>H</b>



### PHYSICAL

#### Express 24/48 Dimensions

Model	Height		Width		Depth	
	inches	cm	inches	cm	inches	cm
Express 24/48	6.0	15.0	43.0	109.0	15.0	38.0

#### Express Accessories Dimensions\*

Model	Height		Width		Depth	
	inches	cm	inches	cm	inches	cm
Express LPC	1.8	4.5	17.0	43.2	12.5	32.0
DMX Node - rack	1.8	4.5	17.0	43.2	12.5	32.0
DMX Node -wallbox	8.0	20.3	8.0	20.3	4.1	10.5
Remote Focus Unit	1.4	3.4	8.5	25.0	5.5	14.0
Video Node	1.8	4.5	17.0	43.2	12.5	32.0


\* Weights + Dimensions Typical

#### Express 24/48 Weights\*

Model	Weight		Shipping Weight	
	lbs	kgs	lbs	kgs
Express 24/48	30	13.6	32	14.5

#### Express Accessories Weights\*

Model	Weight		Shipping Weight	
	lbs	kgs	lbs	kgs
Express LPC	11.0	5.0	18.3	8.3
DMX Node - rack	8.0	3.6	18.0	8.2
DMX Node -wallbox	2.2	1.0	10.0	4.5
Remote Focus Unit	3.0	1.4	5.0	2.3
Video Node	8.0	3.6	18.0	8.2



### Electronic Theatre Controls

**International** • 3030 Laura Lane, P.O. Box 620979, Middleton, WI 53562-0979 • Tel: (+1) 608 831 4116 • Fax: (+1) 608 836 1736 • Toll free: 800 688 4116 • Toll free fax: 800 555 8912

**Europe** • 5 Victoria Industrial Estate, Victoria Road, London W3 6UU • Tel: +44 (0)20 8896 1000 • Fax: +44 (0)20 8896 2000

**Asia** • Room 605-606, Tower III Enterprise Square • 9 Sheung Yuet Road, Kowloon Bay • Kowloon, Hong Kong • Tel: (+852) 2799 1220 • Fax: (+852) 2799 9325

**Web:** www.etconnect.com • **Email:** mail@etconnect.com Copyright © 2001 Electronic Theatre Controls, Inc., All Rights Reserved. All product information and specifications subject to change.