



GENERAL INFORMATION

EchoTouch offers compact, stylish, and intuitive touchscreen control of lighting in architectural and small entertainment spaces. Combining three powerful capabilities into one elegant device, EchoTouch provides standalone or integrated Unison Echo® control. The 7" touchscreen interfaces provides status and control of all connected Echo products, as well as direct control for DMX/RDM, sACN and ArtNet devices. EchoTouch shines in all environments, whether in a commercial building with users who need to choose between preset looks, or in an event space to create and recall looks.

FEATURES

- Supports 40 control zones
- Support for playback of 64 presets and 4 sequences
- Support for DMX, RDM, sACN, ArtNet and EchoConnect protocols
- User customized interface
- Multilevel security access
- PoE or 24V powered
- Mounts to a standard 3-gang back box
- EchoConnect: two-wire topology-free system gives you the freedom to easily place stations wherever they are needed

APPLICATIONS

- Small entertainment spaces
- Hospitality
- Healthcare facilities
- Conference and meeting rooms
- Lobby spaces
- Retail
- Houses of worship

ORDERING INFORMATION

Product

MODEL	DESCRIPTION
ETS_	EchoTouch Controller

Enter station color code in __ space provided:

- 1 = Cream (RAL 9001)
- 3 = Gray (RAL 7001)
- 4 = Black (RAL 9004)
- 5 = Signal White (RAL 9003)

Accessories:

MODEL	DESCRIPTION
ETS-SBB	EchoTouch Surface-Mount Back Box
ETS-RM	EchoTouch Rack-Mount Kit

ECHO INFORMATION

Echo Power Requirements

EchoConnect:	One unit of output power
Auxiliary Power:	400mA

Notes:

- 1) Auxiliary power is not required when using PoE
- 2) An EchoConnect power supply is required when connecting to an Echo Control System

Echo Presets

Supports 64 Echo Presets



SPECIFICATIONS

FUNCTIONAL

- Supports 40 control zones
 - The first 16 can be used to control EchoConnect devices
- Supports playback of 64 Presets and 4 internal Sequences with one active at any time
- User customized touchscreen interface with support for layout and naming of:
 - Seven User pages
 - Zone faders (up to 11 per page)
 - Preset, Sequence and Off buttons (up to 30 per page)
 - Six user definable utility buttons
- Color and White Pickers with programmable color chips
- Innovative touch-based parameter controls
- On-board help system
- Extensive, searchable fixture library with support for RDM fixture discovery
- Two configurable security levels for user access and setup
- Adjustable time out options including: dim, off, or user selectable inactivity image

PROTOCOLS

- Support for DMX (ANSI E1.11), RDM (ANSI E1.20), sACN (ANSI E1.31), ArtNet, and EchoConnect protocols
- Support for up to 512 simultaneous addresses using any combination of output protocols
- EchoConnect output of up to 16 zones
- Connects to EchoConnect station bus for use with all Echo control and output products

MECHANICAL

- 7" color multi-touch touchscreen with adjustable backlight
- 800 x 480 screen resolution
- Cast zinc bixel finished in fine textured powder coat paint available in four standard colors:
 - Cream (RAL 9001), Gray (RAL 7001), Black (RAL 9004), and White (RAL 9003)
- No visible means of attachment
- Flush-mount to industry standard 3-gang back box (RACO 697 or equivalent)
- Back box for surface mount applications available from ETC

ELECTRICAL

- RJ45 connector compliant with IEEE 802.3i for 10BASE-T, and 802.3u for 100BASE-TX
- Powered using 802.3af for Power over Ethernet
 - Optional 24VDC power input for use with non-PoE systems
- Pluggable rising clamp screw terminal connector for Auxiliary Power and EchoConnect wiring
- Pluggable rising clamp screw terminal or IDC connector for DMX wiring
- USB port for firmware maintenance, file transfer, and show file storage

ECHOCONNECT

- Connects via two-wire EchoConnect control network using low-voltage Class 2 wiring
 - Topology-free wiring over Belden 8471 or equivalent and one #14 ESD drain wire
- Supports use of Belden 1583A or equivalent Ethernet control wire when used with IDC termination kit
- Wiring may be bus, loop, homerun, or any combination of these
- Supports up to 500 meters (1,640 feet) of control wiring
 - Up to 1,000 feet using Cat5

DMX

- Connector designed for use with Belden 9729 (or equivalent)
- Optional header included for use with Belden 1583A (or equivalent)
- Fully optically isolated from controller electronics
- Withstands fault voltages up to 250VAC

REGULATORY AND COMPLIANCE

- UL and cUL Listed
- CE Marked
- RoHS compliance
- WEEE

THERMAL

- Ambient temperature: 0-40°C / 32-104°F
- Ambient humidity: 5-95% non-condensing

ECHO FAMILY OF PRODUCTS

EchoConnect Power Supplies

MODEL	DESCRIPTION
E-SPS	6U Room Station Power Supply, Knockout Mount
E-SPS-DIN	16U DIN rail Station Power Supply with 24V Aux
E-SPM	16U DRd Station Power Module
E-SPM-A	16U DRd Station Power Module with 24V Aux
E-SPM-RM	16U Rack-Mount Station Power Module Aux
E-SPM-RM-A	16U Rack-Mount Station Power Module 24V Aux
E-SPM-WM	16U Wall-Mount Station Power Module
E-SPM-WM-A	16U Wall-Mount Station Power Module 24V Aux
E-APS	24V Aux Power Supply, Knockout Mount

EchoTouch

MODEL	DESCRIPTION
ETS	EchoTouch Controller

Echo Stations

MODEL	DESCRIPTION
E1001	Inspire One Button Station
E1002	Inspire Two Button Station
E1004	Inspire Four Button Station
E1006	Inspire Six Button Station
E1008	Inspire Eight Button Station
E1104	Inspire Four Button with Fader Station
EPS05	Echo Preset Station - 5 Button
EPS10	Echo Preset Station - 10 Button
EPSLO	Echo Lockout Station
E-ATC	Echo TimeClock

Echo Responsive Controls

MODEL	DESCRIPTION
ELS	Light Sensor
EOCC	Ceiling-Mount PIR Occupancy Sensor
EVAC	Ceiling-Mount PIR Vacancy Sensor
E-DOC-C	Ceiling-Mount Dual Tech Occupancy Sensor
E-DVAC-C	Ceiling-Mount Dual Tech Vacancy Sensor
E-DOC-W	Wall-Mount Dual Tech Occupancy Sensor
E-DVAC-W	Wall-Mount Dual Tech Vacancy Sensor
E-DOC-SM1	Switch-Mount Dual Tech Sensor - One Button
E-DOC-SM2	Switch-Mount Dual Tech Sensor - Two Button

Echo Interfaces

MODEL	DESCRIPTION
EACC	EchoAccess Interface
EEB	Echo Expansion Bridge
EDMXC	Echo DMX Scene Controller
EEL	Echo-Echoflex Interface
ECII	Echo Contact Input Interface
ECOI	Echo Contact Output Interface
EDRI	Echo Demand Response Interface
EBI	Echo BACnet Interface

Zone Controllers

MODEL	DESCRIPTION
ERC-G2	One Zone Relay Controller
EDRC-G2	Two Zone Relay Controller
ELD-G2	One Zone 0-10V Controller
EDLD-G2	Two Zone 0-10V Controller
ESSC-G2	One Zone SmartSpace Controller
EDSSC-G2	Two Zone SmartSpace Controller
ELVD-G2	600-Watt Phase Adaptive Dimmer
ELVD-277-G2	600-Watt Phase Adaptive Dimmer- 277V

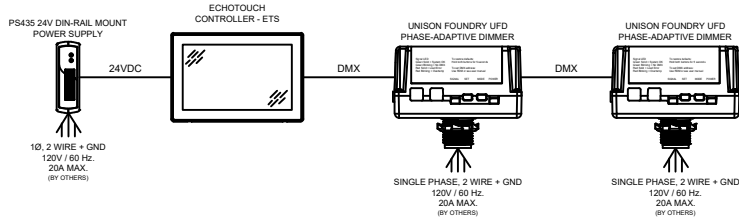
Room Controllers

MODEL	DESCRIPTION
ERMCT4-G2	Four Zone Room Controller
ERMCT4-G2	Four Zone Room Controller with TimeClock
ERMCT8-G2	Eight Zone Room Controller
ERMCT8-G2	Eight Zone Room Controller with TimeClock

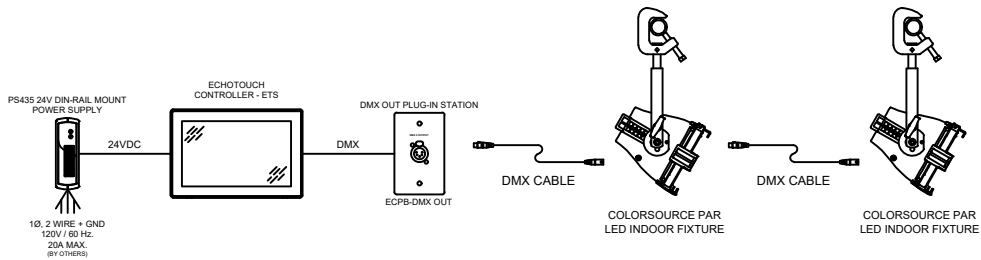
Panel Products

MODEL	DESCRIPTION
ERP	Echo Relay Panel Mains Feed
ERP-FT	Echo Relay Panel Feed Through
SensorIQ	Sensor IQ Intelligent Breaker System
SR3	Sensor3 Power Control System
DRd	Unison DRd with Echo Control

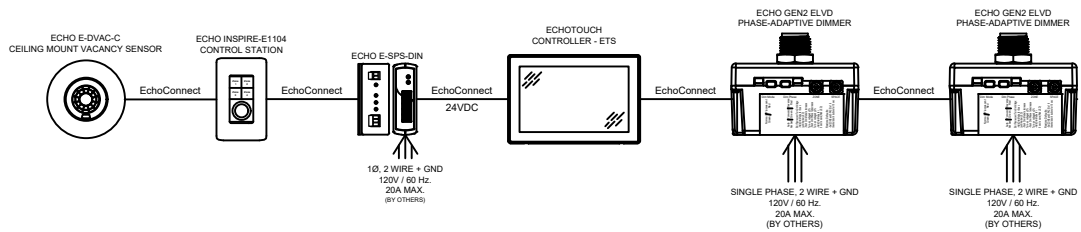
ECHOTOUCH STANDALONE DMX WITH UNISON FOUNDRY



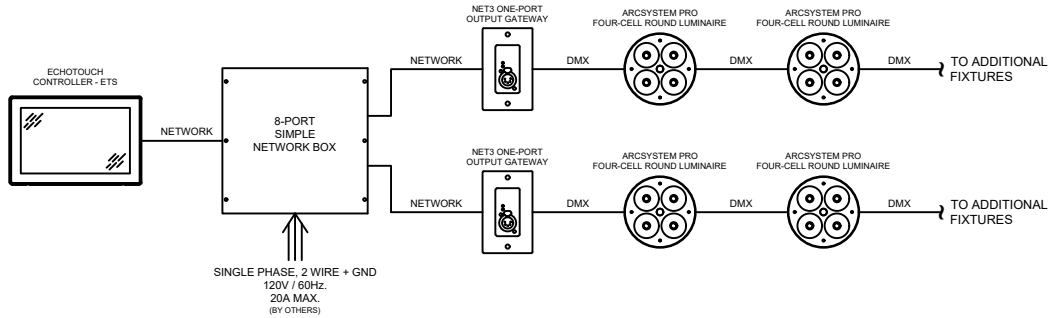
ECHOTOUCH STANDALONE DMX WITH COLORSOURCE FIXTURES



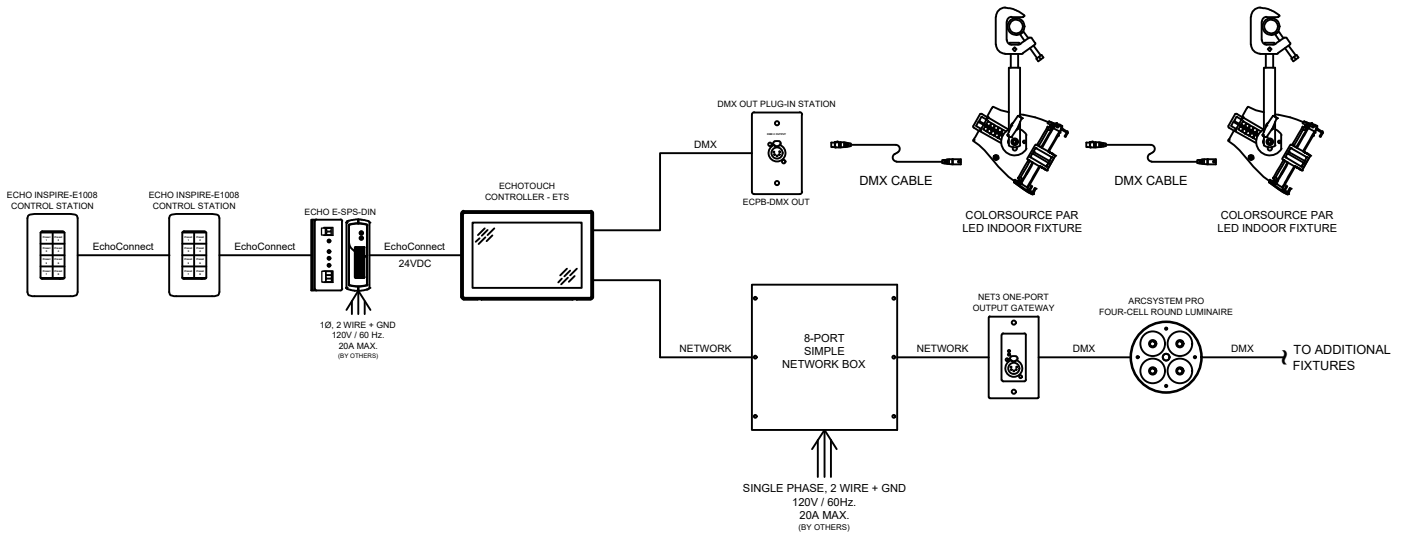
ECHOTOUCH WITH ECHO PRODUCTS



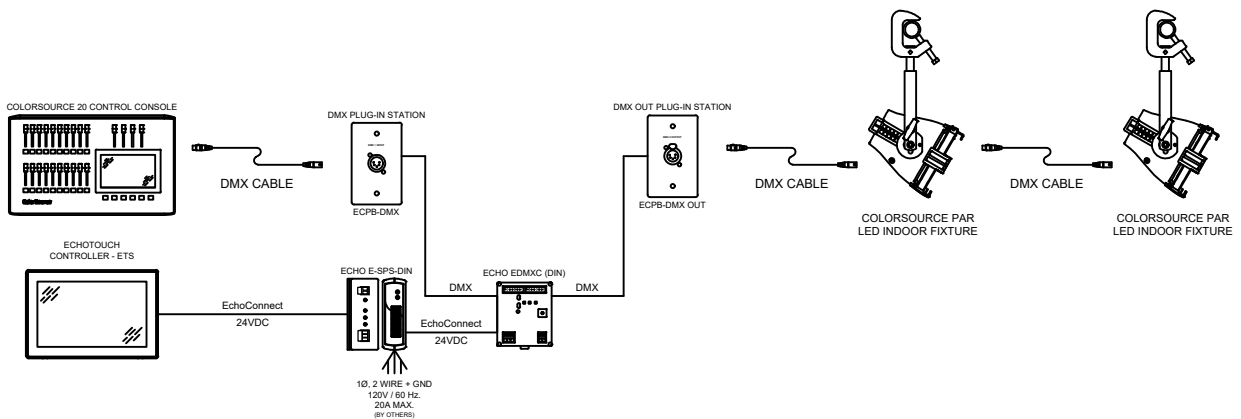
ECHOTOUCH STANDALONE SACN WITH GATEWAYS AND GDS FIXTURES



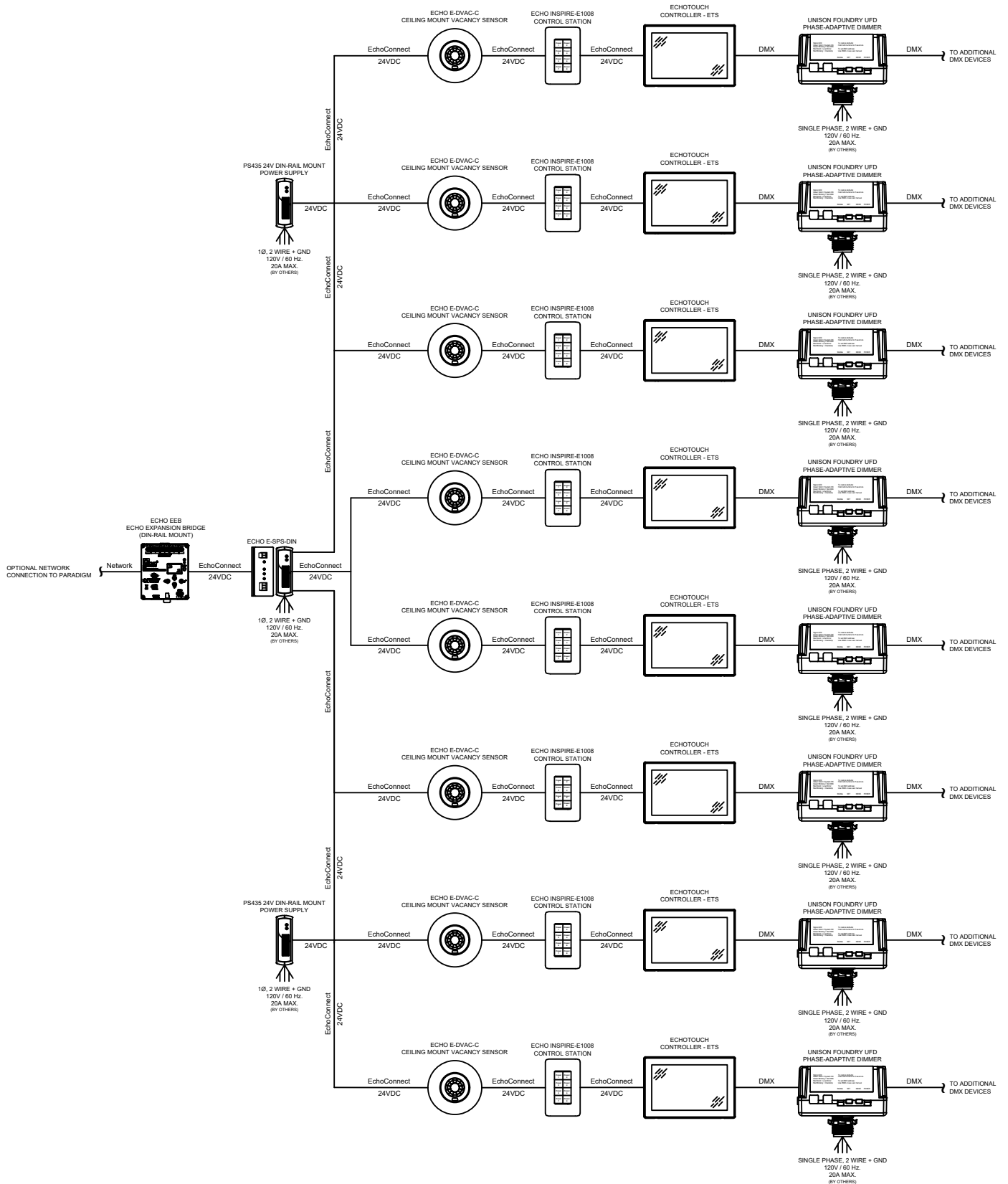
ECHOTOUCH WITH SACN, DMX AND ECHOCONNECT DEVICES



ECHOTOUCH FOR DMX SNAPSHOT APPLICATIONS



LARGE SYSTEM ECHOTOUCH INTEGRATION

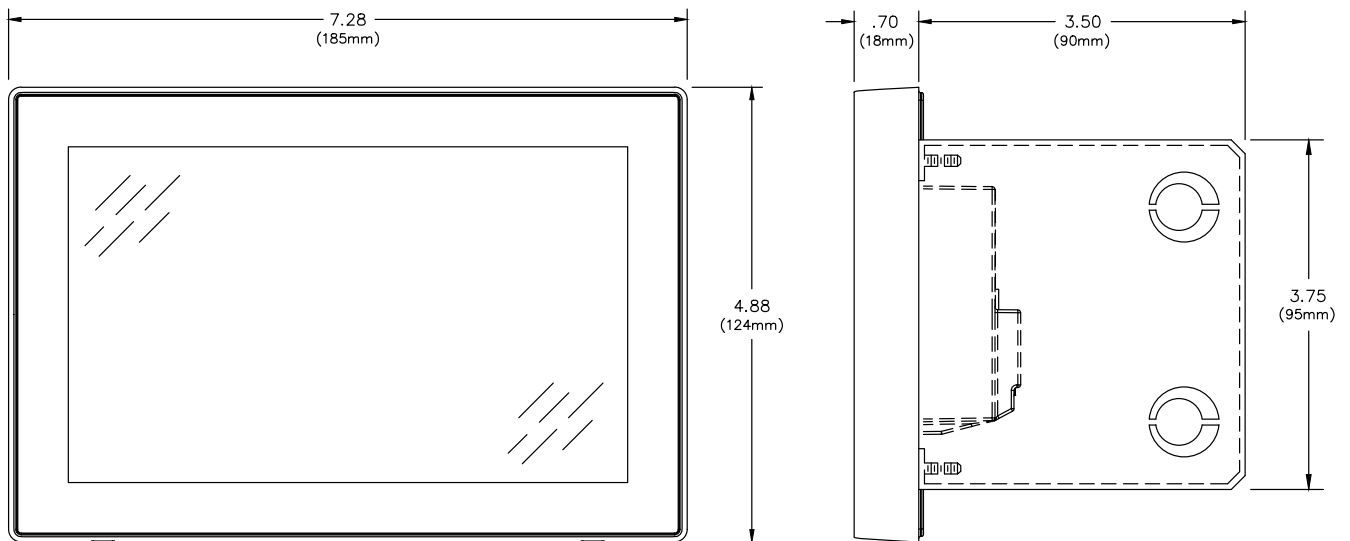


PHYSICAL

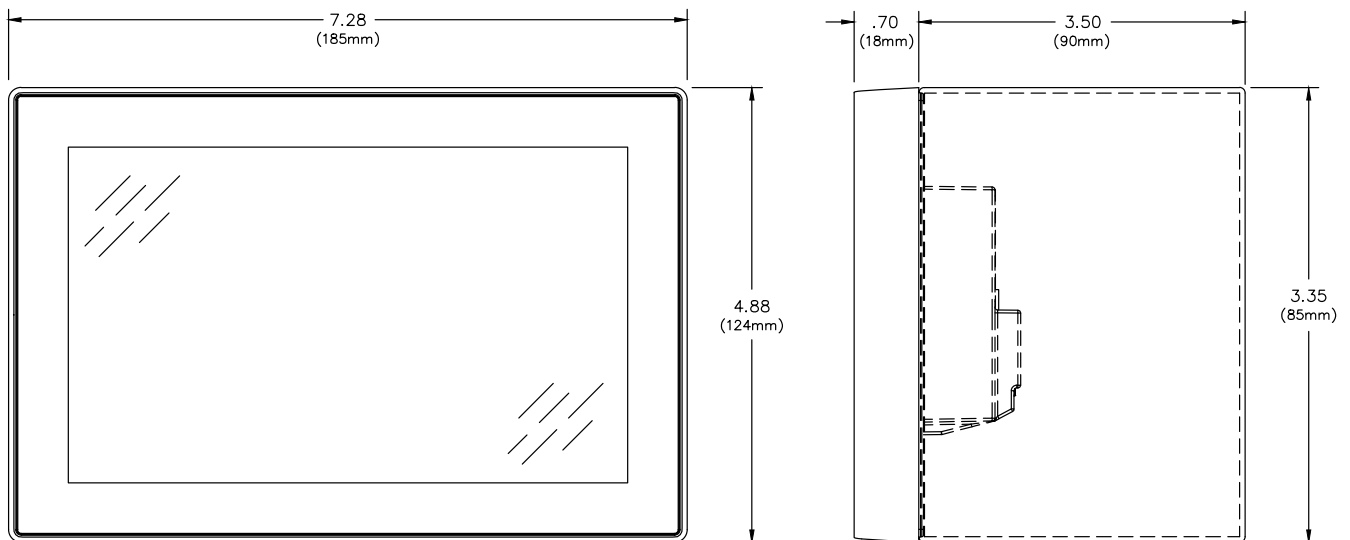
Product Dimensions and Weights

MODEL	HEIGHT		WIDTH		WEIGHT	
	in	mm	in	mm	lb	kg
ETS-	4.88	124	7.28	85	1.75	.79

ECHOTOUCH CONTROLLER FLUSH-MOUNT



ECHOTOUCH CONTROLLER SURFACE-MOUNT



Corporate Headquarters • 3031 Pleasant View Rd, PO Box 620979, Middleton WI 53562 0979 USA • +1 608 831 4116
London, UK • Unit 26-28, Victoria Industrial Estate, Victoria Road, London W3 6UU, UK • +44 (0) 20 8896 1000
Rome, IT • Via Bruno Pontecorvo 10, 00012 Guidonia Montecelio, Roma, Italy • +39 06 32 111 683
Holzkirchen, DE • Ohmstrasse 3, 83607 Holzkirchen, Germany • +49 (80 24) 47 00-0
Hong Kong • Room 1801, 18/F, Tower 1 Phase 1, Enterprise Square, 9 Sheung Yuet Road, Kowloon Bay, Kowloon, Hong Kong • +852 2799 1220
Web • etconnect.com • Copyright©2018 ETC. All Rights Reserved. All product information and specifications subject to change. 7186L1026 Rev A 08/18