



GENERAL INFORMATION

CueSystem is a highly flexible cue light system using dedicated hardware and software along with standard Ethernet protocols to control a network of outstations. This highly-customizable backstage communication network provides an immediate visual communication system complete with advanced features such as text based cue information and outstation acknowledgement providing peace of mind in show critical applications.

Each outstation is equipped with an information screen and two signal lights. When the red “standby” light is illuminated, it can double as a feedback button, allowing operators to confirm that they are in place and ready. For more complex shows, a dedicated PC software application provides familiar cue recording and playback functionality that can be uploaded to a dedicated rack-mount or desktop playback unit. Prefer a hands-on approach? CueSpiders can also be operated manually or on the fly via the desktop or rack-mount desks, available in 4-, 8- and 12-way configurations.

APPLICATIONS

- Professional theatre
- Touring productions
- School auditoriums/theatre
- Community theatre
- Houses of worship
- TV studios

FEATURES

- Available in 19” Rackmount or Desktop configurations
- Standard Ethernet connectivity
- Large, illuminated buttons for operation in low light conditions
- Convection cooled product for silent auditorium use
- Operate channels individually or as preset groups
- Master control buttons on left and right of panel for convenient use by left or right handed operators
- Seamless, real-time synchronization with PC application for additional live monitoring, patching and recording/playback of cues

ORDERING INFORMATION


CueSystem 12 Channel Desk

MODEL	DESCRIPTION
CSN12WCR	CueSystem 12 Channel Desk Rackmount
CSN12WCD	CueSystem 12 Channel Desk Desktop

The CueSystem PC Application is downloadable free of charge from the ETC website. Visit etconnect.com/cuesystem to download the installer.



CUESYSTEM SYSTEM DIAGRAM



SPECIFICATIONS

ALL CUESYSTEM USER OPTIONS, PATCHING, RECORDING AND PLAYBACK FEATURES ARE CONFIGURED LIVE USING THE CUESYSTEM PC APPLICATION, AVAILABLE FOR DOWNLOAD FROM ETCONNECT.COM/CUESYSTEM

GENERAL

- Independent operation of outstations from either desk or PC software. PC may be present or not with no effect on system operation
- CueSpider series outstations are constructed of rugged aluminum extrusion
- ETC recommends the use of NEUTRIK® etherCON connectors to minimize the risk of inadvertent device disconnection
- Red button provides standby warning - may be user-configured to either illuminate or flash. When using the flashing option, the user may press the flashing red light on the outstation, causing the red light to turn solid red on both the outstation and desk, providing visual 'ready' indication to the stage manager.
- Green LED provides GO indication

DISPLAY SCREENS – PATCH

- Shows a simple view of all connected devices complete with IP address and local patch ID
- Free-text title entry allows each channel to have a friendly name which is displayed on the PC virtual desk display and in the OLED display of a compatible connected outstation
- Simple point-and-click patching of a desk channel to one or more outstations
- Real-time status report provides instant notification if a device is offline
- Identify function provides a simple method of physically locating an outstation

DISPLAY SCREENS – DEVICE DISCOVERY

- Device discovery utility operates by listening to UDP pings from connected equipment meaning it is not necessary to know the current IP address of a device
- Simple auto-populating list provides convenient point-and-click access to connected devices
- Provides ability to remotely configure the IP address of a connected device
- Firmware update tool provides simple mechanism for checking and updating firmware versions on all connected devices.

DISPLAY SCREENS – OVERVIEW

- On-board system overview allows user to import any JPEG or PNG image file as a background, similar to a lighting console magic sheet
- Simple drag-and-drop placement of icons allows user to place a graphical representation of connected outstations over imported image for easier reference
- Outstation graphics provide real-time reporting of current status for easy system monitoring

SPECIFICATIONS

DISPLAY SCREENS – PROGRAM

- Multiple desks may be added to the system, providing a simple method of partitioning outstations if required
- Cue list entry with free-text naming of cues allows stage manager to use custom references
- Ability to insert and delete a cue
- Cue list re-number function
- No forced behavioral entry - user is free to program any combination of channels of cue light colors
- Real-time updating to main show file
- 'Live' playback mode provides simple, clutter-free display of cue list, current and next cue, along with large 'GO' and 'BACK' buttons
- Blind preview of any cue in list

DISPLAY SCREENS – USER OPTIONS

- Configurable startup behavior including auto-connect to hardware desks
- User-selectable outstation behavior allows red standby light to be flashing or solid
- User-selectable GO button behavior between latching, momentary or dual function

WINDOWS PC MINIMUM REQUIREMENTS

- Pentium P4 or higher processor (inc. AMD and other manufacturers' equivalents)
- 2 GHz CPU clock or higher
- 1 GB RAM or higher
- Minimum 1 x RJ45 Ethernet port
- 10/100 Mbps Network Interface Card or better
- Video output with 1024 x 764 display resolution or higher
- Video in 16-bit color or higher
- Windows 7, 8 or 10 operating system
- Microsoft .NET framework 3.5 or newer (installer will download if not present)

PHYSICAL

Product Dimensions

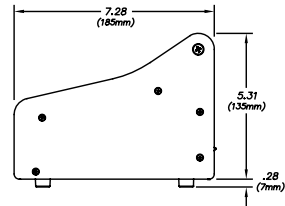
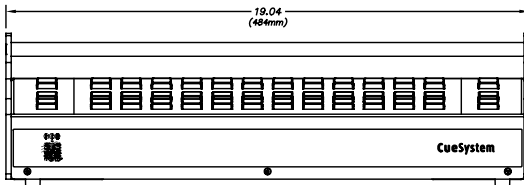
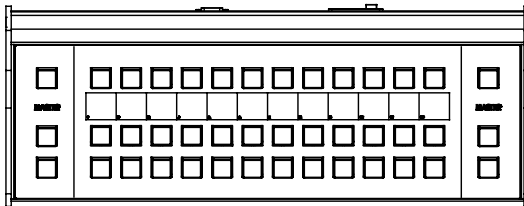
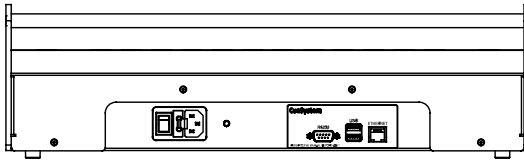
MODEL	HEIGHT		WIDTH		DEPTH	
	in	mm	in	mm	in	mm
12 Channel Desk	5.59	142	19.04	484	7.28	185
12 Channel Rack	5.22	133	19.00	483	4.87	124

Product Weight

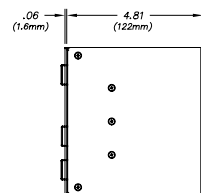
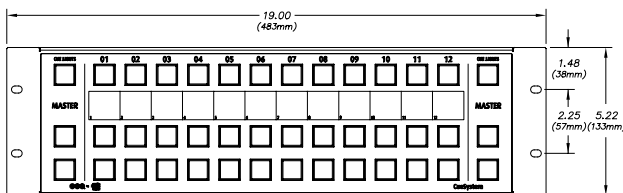
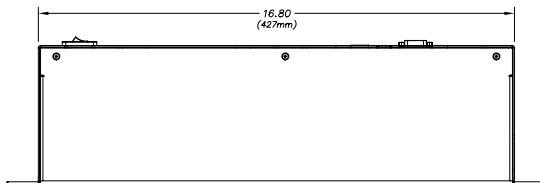
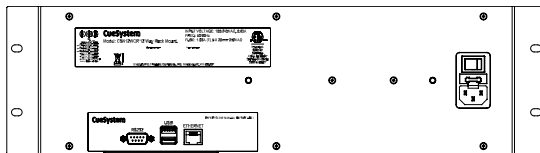
MODEL	WEIGHT		SHIPPING WEIGHT	
	lb	kg	lb	kg
12 Channel Desk	5.71	2.59	6.71	3.04
12 Channel Rack	4.32	1.96	5.32	2.41

PHYSICAL

12 CHANNEL DESKTOP



12 CHANNEL RACKMOUNT



Corporate Headquarters • Middleton, WI USA

Global Offices • London, UK • Rome, IT • Holzkirchen, DE • Paris, FR • Hong Kong • Singapore • New York, NY • Orlando, FL • Los Angeles, CA

Copyright©2019 ETC. All Rights Reserved. All product information and specifications subject to change. Rev B 02/19

Trademark and patent info: etconnect.com/IP

etconnect.com